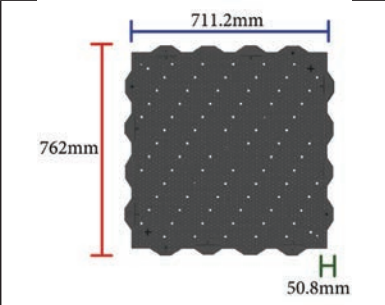
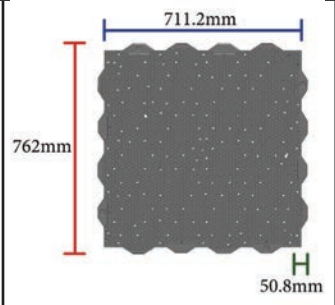
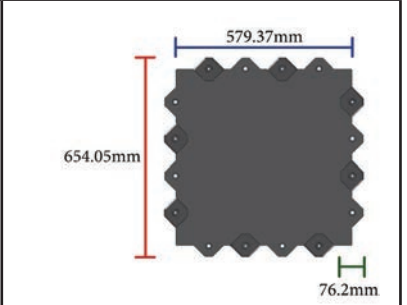
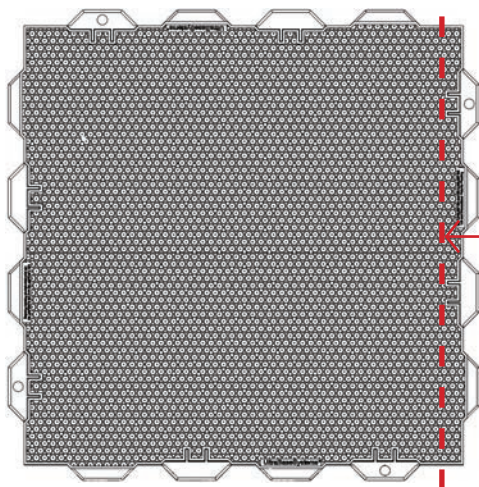


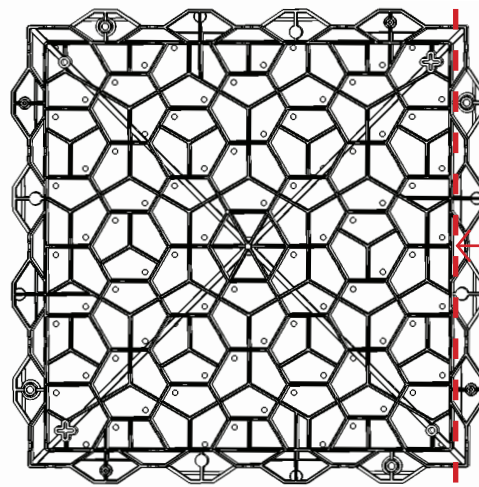
Tour Links® and UltraBaseSystems® Cut Edge Panel Dimensions using the Metric System

Attribute	Professional and Court Base	Champion	Tour Links and UBS Extreme
Overall Panel Dims	762mm x 762mm x 31.75mm	762mm x 762mm x 19.05mm	654.05mm x 654.05mm x 50.8mm
Installed Dims	711.2mm x 711.2mm	711.2mm x 711.2mm	579.44mm x 579.44mm
Amount Removed On One Side	(50.8mm)	(50.8mm)	(76.2mm)
Image			

When cutting off the panel teeth, stay on the outer edge of the underside wall. This will help maintain the structural integrity of the outer edge of the panel.



Top of Panel



Bottom of Panel

Example: A four panel section of UBS panels with two cut edges.

